

TEXAS EDUCATION AGENCY
2017 Accountability Summary
 BRAZOSPORT H S (020905001) - BRAZOSPORT ISD

Accountability Rating

Met Standard

Met Standards on

- Student Achievement
- Student Progress
- Closing Performance Gaps
- Postsecondary Readiness

Did Not Meet Standards on

- NONE

In 2017, to receive a Met Standard or Met Alternative Standard rating, districts and campuses must meet targets on three indexes: Index 1 or Index 2 and Index 3 and Index 4.

Distinction Designation

Academic Achievement in ELA/Reading

NO DISTINCTION EARNED

Academic Achievement in Mathematics

NO DISTINCTION EARNED

Academic Achievement in Science

NO DISTINCTION EARNED

Academic Achievement in Social Studies

NO DISTINCTION EARNED

Top 25 Percent Student Progress

NO DISTINCTION EARNED

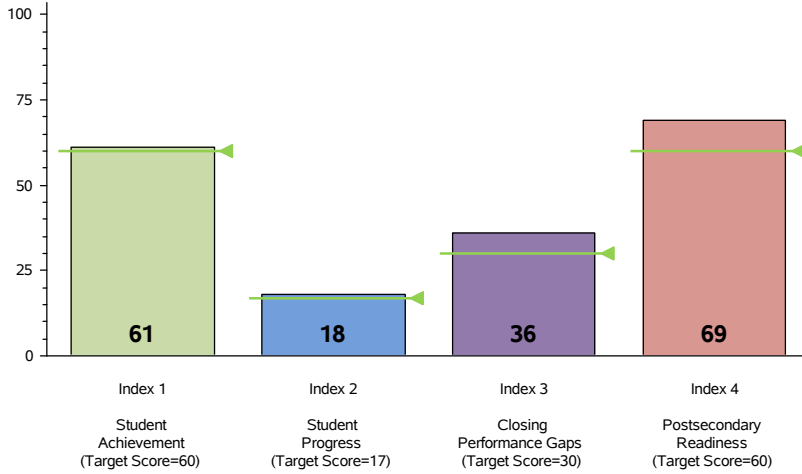
Top 25 Percent Closing Performance Gaps

NO DISTINCTION EARNED

Postsecondary Readiness

NO DISTINCTION EARNED

Performance Index Report



Campus Demographics

Campus Type	High School
Campus Size	998 Students
Grade Span	09 - 12
Percent Economically Disadvantaged	64.3
Percent English Language Learners	7.3
Mobility Rate	20.5
Percent Served by Special Education	9.8
Percent Enrolled in an Early College High School Program	0.0

Performance Index Summary

Index	Points Earned	Maximum Points	Index Score
1 - Student Achievement	1,061	1,733	61
2 - Student Progress	217	1,200	18
3 - Closing Performance Gaps	857	2,400	36
4 - Postsecondary Readiness			
STAAR Score	8.3		
Graduation Rate Score	23.6		
Graduation Plan Score	18.7		
Postsecondary Component Score	17.9		69

System Safeguards

Number and Percentage of Indicators Met

Performance Rates	14 out of 27 = 52%
Participation Rates	14 out of 14 = 100%
Graduation Rates	5 out of 5 = 100%
Total	33 out of 46 = 72%

For further information about this report, please see the Performance Reporting website at <https://rptsvr1.tea.texas.gov/perfreport/account/2017/index.html>

TEXAS EDUCATION AGENCY
2017 Accountability Summary
 BRAZOSWOOD H S (020905002) - BRAZOSPORT ISD

Accountability Rating

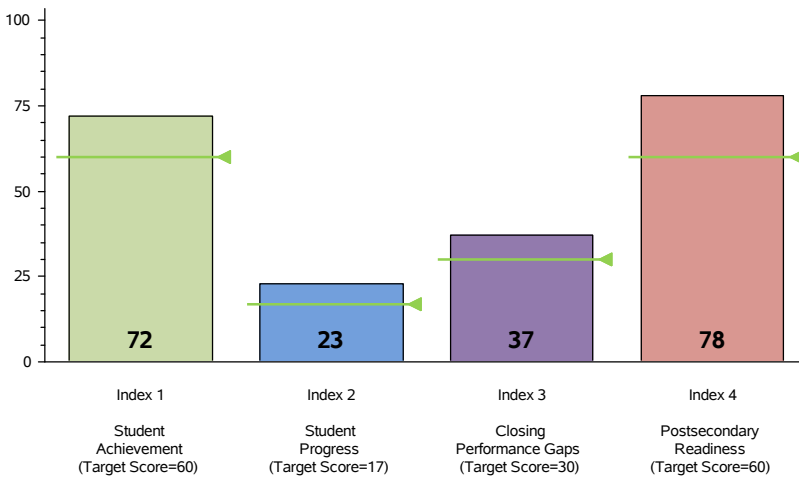
Met Standard

Met Standards on	Did Not Meet Standards on
- Student Achievement - Student Progress - Closing Performance Gaps - Postsecondary Readiness	- NONE
In 2017, to receive a Met Standard or Met Alternative Standard rating, districts and campuses must meet targets on three indexes: Index 1 or Index 2 and Index 3 and Index 4.	

Distinction Designation

Academic Achievement in ELA/Reading
NO DISTINCTION EARNED
Academic Achievement in Mathematics
NO DISTINCTION EARNED
Academic Achievement in Science
NO DISTINCTION EARNED
Academic Achievement in Social Studies
NO DISTINCTION EARNED
Top 25 Percent Student Progress
NO DISTINCTION EARNED
Top 25 Percent Closing Performance Gaps
NO DISTINCTION EARNED
Postsecondary Readiness
NO DISTINCTION EARNED

Performance Index Report



Campus Demographics

Campus Type	High School
Campus Size	2,415 Students
Grade Span	09 - 12
Percent Economically Disadvantaged	33.5
Percent English Language Learners	3.1
Mobility Rate	14.1
Percent Served by Special Education	6.7
Percent Enrolled in an Early College High School Program	0.0

Performance Index Summary

Index	Points Earned	Maximum Points	Index Score
1 - Student Achievement	2,563	3,537	72
2 - Student Progress	277	1,200	23
3 - Closing Performance Gaps	885	2,400	37
4 - Postsecondary Readiness			
STAAR Score	13.8		
Graduation Rate Score	23.7		
Graduation Plan Score	22.1		
Postsecondary Component Score	18.2		78

System Safeguards

Number and Percentage of Indicators Met

Performance Rates	18 out of 29 = 62%
Participation Rates	15 out of 15 = 100%
Graduation Rates	6 out of 6 = 100%
Total	39 out of 50 = 78%

For further information about this report, please see the Performance Reporting website at <https://rptsvr1.tea.texas.gov/perfreport/account/2017/index.html>

TEXAS EDUCATION AGENCY
2017 Accountability Summary
 LIGHTHOUSE LEARNING CENTER - DAEP (020905004) - BRAZOSPORT ISD

Accountability Rating

Not Rated

Met Standards on

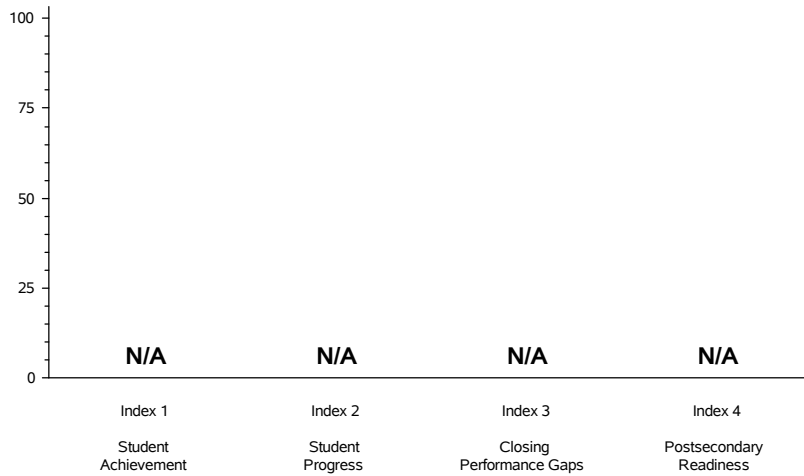
- NONE

Did Not Meet Standards on

- NONE

In 2017, to receive a Met Standard or Met Alternative Standard rating, districts and campuses must meet targets on three indexes: Index 1 or Index 2 and Index 3 and Index 4.

Performance Index Report



Performance Index Summary

Index	Points Earned	Maximum Points	Index Score
1 - Student Achievement	N/A	N/A	N/A
2 - Student Progress	N/A	N/A	N/A
3 - Closing Performance Gaps	N/A	N/A	N/A
4 - Postsecondary Readiness			
STAAR Score	N/A		
Graduation Rate Score	N/A		
Graduation Plan Score	N/A		
Postsecondary Component Score	N/A		N/A

Distinction Designation

Academic Achievement in ELA/Reading

NOT ELIGIBLE

Academic Achievement in Mathematics

NOT ELIGIBLE

Academic Achievement in Science

NOT ELIGIBLE

Academic Achievement in Social Studies

NOT ELIGIBLE

Top 25 Percent Student Progress

NOT ELIGIBLE

Top 25 Percent Closing Performance Gaps

NOT ELIGIBLE

Postsecondary Readiness

NOT ELIGIBLE

Campus Demographics

Campus Type	Elementary/Secondary
Campus Size	69 Students
Grade Span	02 - 12
Percent Economically Disadvantaged	65.2
Percent English Language Learners	5.8
Mobility Rate	100.0
Percent Served by Special Education	11.6
Percent Enrolled in an Early College High School Program	0.0

System Safeguards

Number and Percentage of Indicators Met

Performance Rates	N/A
Participation Rates	2 out of 2 = 100%
Graduation Rates	N/A
Total	2 out of 2 = 100%

For further information about this report, please see the Performance Reporting website at <https://rptsvr1.tea.texas.gov/perfreport/account/2017/index.html>

TEXAS EDUCATION AGENCY
2017 Accountability Summary
 LIGHTHOUSE LEARNING CENTER - JJAEP (020905005) - BRAZOSPORT ISD

Accountability Rating

Not Rated

Met Standards on

- NONE

Did Not Meet Standards on

- NONE

In 2017, to receive a Met Standard or Met Alternative Standard rating, districts and campuses must meet targets on three indexes: Index 1 or Index 2 and Index 3 and Index 4.

Distinction Designation

Academic Achievement in ELA/Reading

NOT ELIGIBLE

Academic Achievement in Mathematics

NOT ELIGIBLE

Academic Achievement in Science

NOT ELIGIBLE

Academic Achievement in Social Studies

NOT ELIGIBLE

Top 25 Percent Student Progress

NOT ELIGIBLE

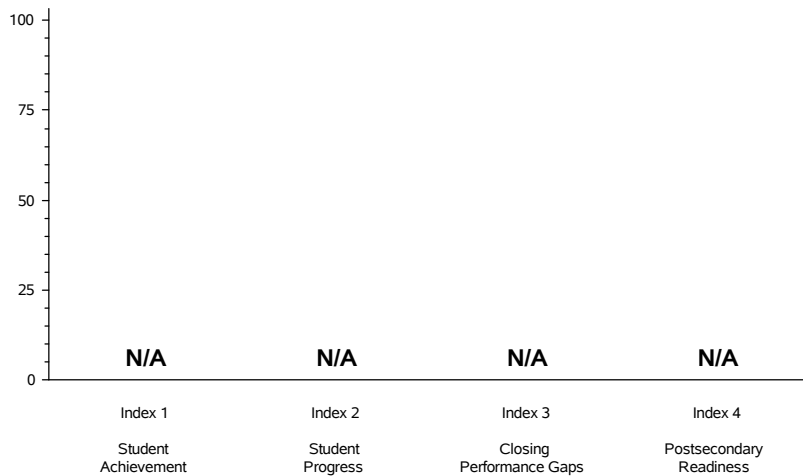
Top 25 Percent Closing Performance Gaps

NOT ELIGIBLE

Postsecondary Readiness

NOT ELIGIBLE

Performance Index Report



Campus Demographics

Campus Type	High School
Campus Size	5 Students
Grade Span	08 - 10
Percent Economically Disadvantaged	60.0
Percent English Language Learners	0.0
Mobility Rate	100.0
Percent Served by Special Education	20.0
Percent Enrolled in an Early College High School Program	0.0

Performance Index Summary

Index	Points Earned	Maximum Points	Index Score
1 - Student Achievement	N/A	N/A	N/A
2 - Student Progress	N/A	N/A	N/A
3 - Closing Performance Gaps	N/A	N/A	N/A
4 - Postsecondary Readiness			
STAAR Score	N/A		
Graduation Rate Score	N/A		
Graduation Plan Score	N/A		
Postsecondary Component Score	N/A		N/A

System Safeguards

Number and Percentage of Indicators Met

Performance Rates	N/A
Participation Rates	N/A
Graduation Rates	N/A
Total	N/A

For further information about this report, please see the Performance Reporting website at <https://rptsvr1.tea.texas.gov/perfreport/account/2017/index.html>

TEXAS EDUCATION AGENCY

2017 Accountability Summary

LIGHTHOUSE LEARNING CENTER - AEC (020905006) - BRAZOSPORT ISD

Accountability Rating

Improvement Required

Met Standards on

- Closing Performance Gaps
- Postsecondary Readiness

Did Not Meet Standards on

- Student Achievement
- Student Progress

In 2017, to receive a Met Standard or Met Alternative Standard rating, districts and campuses must meet targets on three indexes: Index 1 or Index 2 and Index 3 and Index 4.

Distinction Designation

Academic Achievement in ELA/Reading

NOT ELIGIBLE

Academic Achievement in Mathematics

NOT ELIGIBLE

Academic Achievement in Science

NOT ELIGIBLE

Academic Achievement in Social Studies

NOT ELIGIBLE

Top 25 Percent Student Progress

NOT ELIGIBLE

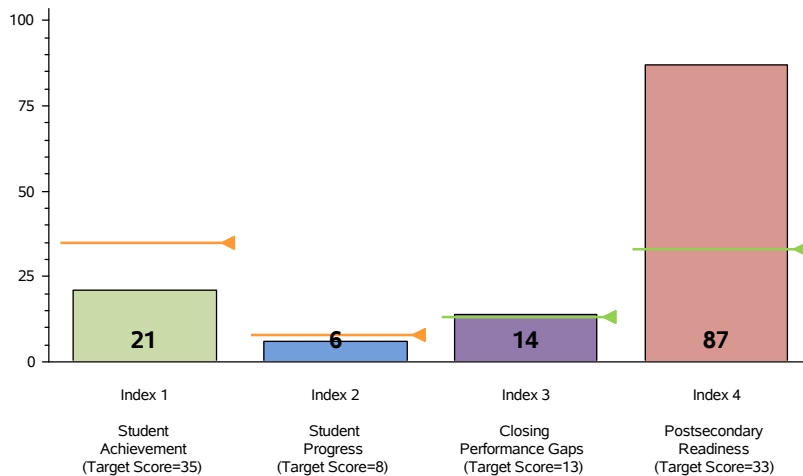
Top 25 Percent Closing Performance Gaps

NOT ELIGIBLE

Postsecondary Readiness

NOT ELIGIBLE

Performance Index Report



Campus Demographics

Campus Type	High School
Campus Size	190 Students
Grade Span	09 - 12
Percent Economically Disadvantaged	60.5
Percent English Language Learners	4.7
Mobility Rate	73.8
Percent Served by Special Education	4.2
Percent Enrolled in an Early College High School Program	0.0

Performance Index Summary

Index	Points Earned	Maximum Points	Index Score
1 - Student Achievement	70	340	21
2 - Student Progress	12	200	6
3 - Closing Performance Gaps	109	800	14
4 - Postsecondary Readiness			
STAAR Score	1.6		
Graduation Rate Score	55.3		
Graduation Plan Score	N/A		
Postsecondary Component Score	N/A		87*

* Includes bonus points that may have been added to the Index 4 Score.

System Safeguards

Number and Percentage of Indicators Met

Performance Rates	0 out of 11 = 0%
Participation Rates	0 out of 7 = 0%
Graduation Rates	2 out of 4 = 50%
Total	2 out of 22 = 9%

For further information about this report, please see the Performance Reporting website at <https://rptsrv1.tea.texas.gov/perfreport/account/2017/index.html>

TEXAS EDUCATION AGENCY

2017 Accountability Summary

CLUTE INT (020905041) - BRAZOSPORT ISD

Accountability Rating

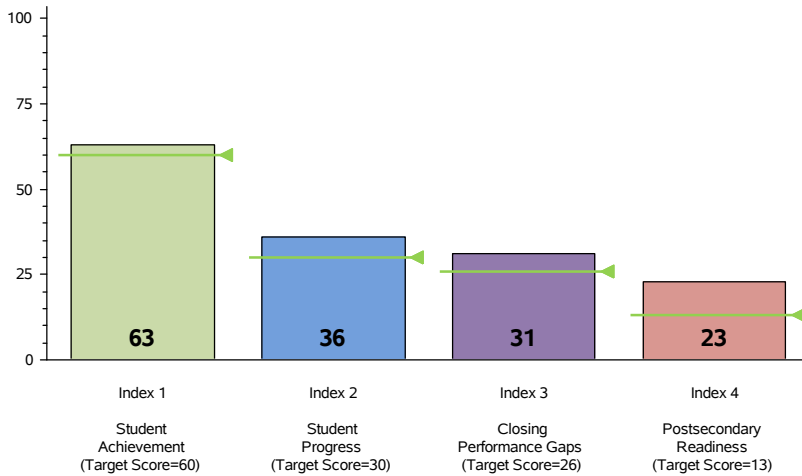
Met Standard

Met Standards on	Did Not Meet Standards on
<ul style="list-style-type: none"> - Student Achievement - Student Progress - Closing Performance Gaps - Postsecondary Readiness 	<ul style="list-style-type: none"> - NONE
In 2017, to receive a Met Standard or Met Alternative Standard rating, districts and campuses must meet targets on three indexes: Index 1 or Index 2 and Index 3 and Index 4.	

Distinction Designation

Academic Achievement in ELA/Reading
NO DISTINCTION EARNED
Academic Achievement in Mathematics
NO DISTINCTION EARNED
Academic Achievement in Science
NO DISTINCTION EARNED
Academic Achievement in Social Studies
NO DISTINCTION EARNED
Top 25 Percent Student Progress
NO DISTINCTION EARNED
Top 25 Percent Closing Performance Gaps
NO DISTINCTION EARNED
Postsecondary Readiness
NO DISTINCTION EARNED

Performance Index Report



Campus Demographics

Campus Type	Middle School
Campus Size	892 Students
Grade Span	05 - 08
Percent Economically Disadvantaged	65.7
Percent English Language Learners	12.7
Mobility Rate	14.4
Percent Served by Special Education	10.0
Percent Enrolled in an Early College High School Program	0.0

Performance Index Summary

Index	Points Earned	Maximum Points	Index Score
1 - Student Achievement	1,577	2,492	63
2 - Student Progress	509	1,400	36
3 - Closing Performance Gaps	794	2,600	31
4 - Postsecondary Readiness			
STAAR Score	23.3		
Graduation Rate Score	N/A		
Graduation Plan Score	N/A		
Postsecondary Component Score	N/A		23

System Safeguards

Number and Percentage of Indicators Met	
Performance Rates	14 out of 29 = 48%
Participation Rates	14 out of 14 = 100%
Graduation Rates	N/A
Total	28 out of 43 = 65%

For further information about this report, please see the Performance Reporting website at <https://rptsvr1.tea.texas.gov/perfreport/account/2017/index.html>

TEXAS EDUCATION AGENCY
2017 Accountability Summary
 FREEPORT INT (020905042) - BRAZOSPORT ISD

Accountability Rating

Met Standard

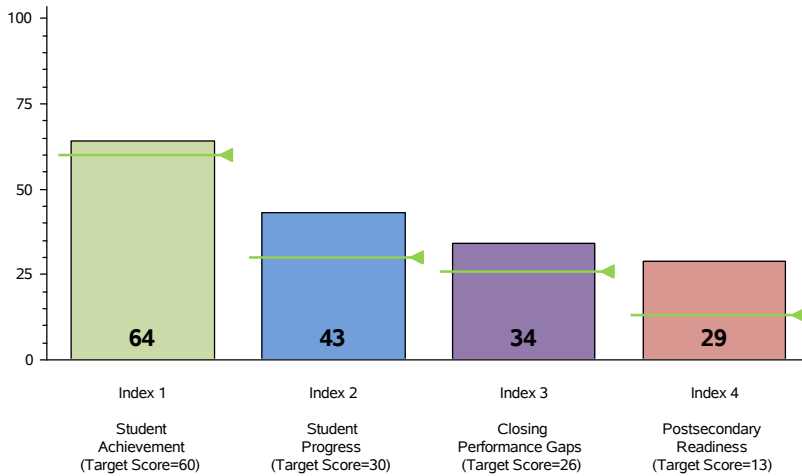
Met Standards on	Did Not Meet Standards on
- Student Achievement - Student Progress - Closing Performance Gaps - Postsecondary Readiness	- NONE
In 2017, to receive a Met Standard or Met Alternative Standard rating, districts and campuses must meet targets on three indexes: Index 1 or Index 2 and Index 3 and Index 4.	

Distinction Designation



Academic Achievement in ELA/Reading
NO DISTINCTION EARNED
Academic Achievement in Mathematics
NO DISTINCTION EARNED
Academic Achievement in Science
NO DISTINCTION EARNED
Academic Achievement in Social Studies
NO DISTINCTION EARNED
Top 25 Percent Student Progress
DISTINCTION EARNED
Top 25 Percent Closing Performance Gaps
NO DISTINCTION EARNED
Postsecondary Readiness
NO DISTINCTION EARNED

Performance Index Report



Campus Demographics

Campus Type	Middle School
Campus Size	507 Students
Grade Span	07 - 08
Percent Economically Disadvantaged	74.4
Percent English Language Learners	10.1
Mobility Rate	17.1
Percent Served by Special Education	6.7
Percent Enrolled in an Early College High School Program	0.0

Performance Index Summary

Index	Points Earned	Maximum Points	Index Score
1 - Student Achievement	1,029	1,619	64
2 - Student Progress	518	1,200	43
3 - Closing Performance Gaps	942	2,800	34
4 - Postsecondary Readiness			
STAAR Score	28.5		
Graduation Rate Score	N/A		
Graduation Plan Score	N/A		
Postsecondary Component Score	N/A		29

System Safeguards

Number and Percentage of Indicators Met

Performance Rates	14 out of 30 = 47%
Participation Rates	14 out of 14 = 100%
Graduation Rates	N/A
Total	28 out of 44 = 64%

For further information about this report, please see the Performance Reporting website at <https://rptsvr1.tea.texas.gov/perfreport/account/2017/index.html>

TEXAS EDUCATION AGENCY
2017 Accountability Summary
 LAKE JACKSON INT (020905043) - BRAZOSPORT ISD

Accountability Rating

Met Standard

Met Standards on

- Student Achievement
- Student Progress
- Closing Performance Gaps
- Postsecondary Readiness

Did Not Meet Standards on

- NONE

In 2017, to receive a Met Standard or Met Alternative Standard rating, districts and campuses must meet targets on three indexes: Index 1 or Index 2 and Index 3 and Index 4.

Distinction Designation

Academic Achievement in ELA/Reading

NO DISTINCTION EARNED

Academic Achievement in Mathematics

NO DISTINCTION EARNED

Academic Achievement in Science

NO DISTINCTION EARNED

Academic Achievement in Social Studies

NO DISTINCTION EARNED

Top 25 Percent Student Progress

NO DISTINCTION EARNED

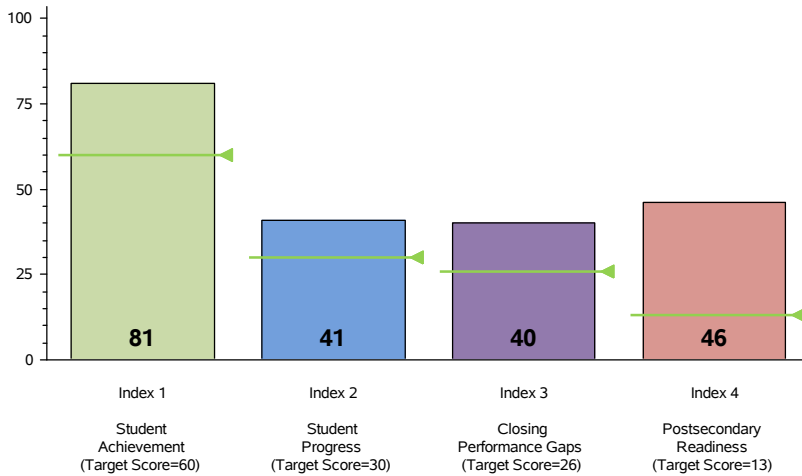
Top 25 Percent Closing Performance Gaps

NO DISTINCTION EARNED

Postsecondary Readiness

NO DISTINCTION EARNED

Performance Index Report



Performance Index Summary

Index	Points Earned	Maximum Points	Index Score
1 - Student Achievement	2,278	2,820	81
2 - Student Progress	576	1,400	41
3 - Closing Performance Gaps	952	2,400	40
4 - Postsecondary Readiness			
STAAR Score	45.8		
Graduation Rate Score	N/A		
Graduation Plan Score	N/A		
Postsecondary Component Score	N/A		46

Campus Demographics

Campus Type	Middle School
Campus Size	856 Students
Grade Span	07 - 08
Percent Economically Disadvantaged	33.4
Percent English Language Learners	4.3
Mobility Rate	12.1
Percent Served by Special Education	7.0
Percent Enrolled in an Early College High School Program	0.0

System Safeguards

Number and Percentage of Indicators Met

Performance Rates	23 out of 29 = 79%
Participation Rates	16 out of 16 = 100%
Graduation Rates	N/A
Total	39 out of 45 = 87%

For further information about this report, please see the Performance Reporting website at <https://rptsvr1.tea.texas.gov/perfreport/account/2017/index.html>

TEXAS EDUCATION AGENCY
2017 Accountability Summary
 S F AUSTIN EL (020905101) - BRAZOSPORT ISD

Accountability Rating

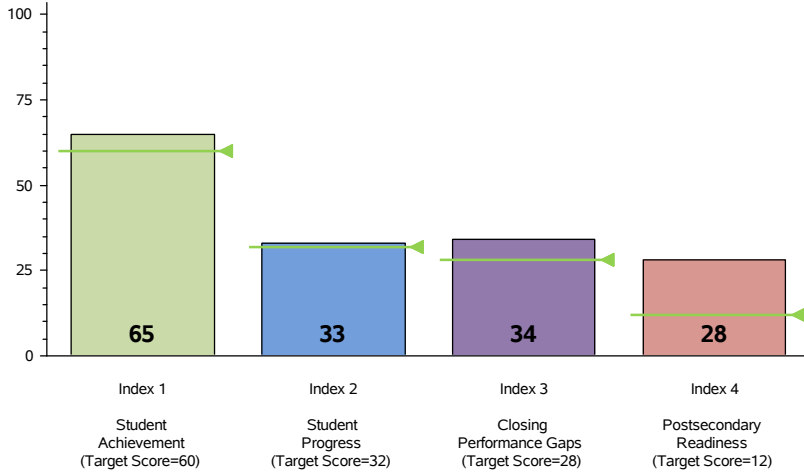
Met Standard

Met Standards on	Did Not Meet Standards on
- Student Achievement - Student Progress - Closing Performance Gaps - Postsecondary Readiness	- NONE
In 2017, to receive a Met Standard or Met Alternative Standard rating, districts and campuses must meet targets on three indexes: Index 1 or Index 2 and Index 3 and Index 4.	

Distinction Designation

Academic Achievement in ELA/Reading
NO DISTINCTION EARNED
Academic Achievement in Mathematics
NO DISTINCTION EARNED
Academic Achievement in Science
NO DISTINCTION EARNED
Academic Achievement in Social Studies
NOT ELIGIBLE
Top 25 Percent Student Progress
NO DISTINCTION EARNED
Top 25 Percent Closing Performance Gaps
NO DISTINCTION EARNED
Postsecondary Readiness
NO DISTINCTION EARNED

Performance Index Report



Campus Demographics

Campus Type	Elementary
Campus Size	304 Students
Grade Span	PK - 06
Percent Economically Disadvantaged	62.8
Percent English Language Learners	5.3
Mobility Rate	8.7
Percent Served by Special Education	3.6
Percent Enrolled in an Early College High School Program	0.0

Performance Index Summary

Index	Points Earned	Maximum Points	Index Score
1 - Student Achievement	260	402	65
2 - Student Progress	196	600	33
3 - Closing Performance Gaps	481	1,400	34
4 - Postsecondary Readiness			
STAAR Score	28.0		
Graduation Rate Score	N/A		
Graduation Plan Score	N/A		
Postsecondary Component Score	N/A		28

System Safeguards

Number and Percentage of Indicators Met

Performance Rates	8 out of 12 = 67%
Participation Rates	8 out of 8 = 100%
Graduation Rates	N/A
Total	16 out of 20 = 80%

For further information about this report, please see the Performance Reporting website at <https://rptsvr1.tea.texas.gov/perfreport/account/2017/index.html>

TEXAS EDUCATION AGENCY
2017 Accountability Summary
 A P BEUTEL EL (020905102) - BRAZOSPORT ISD

Accountability Rating

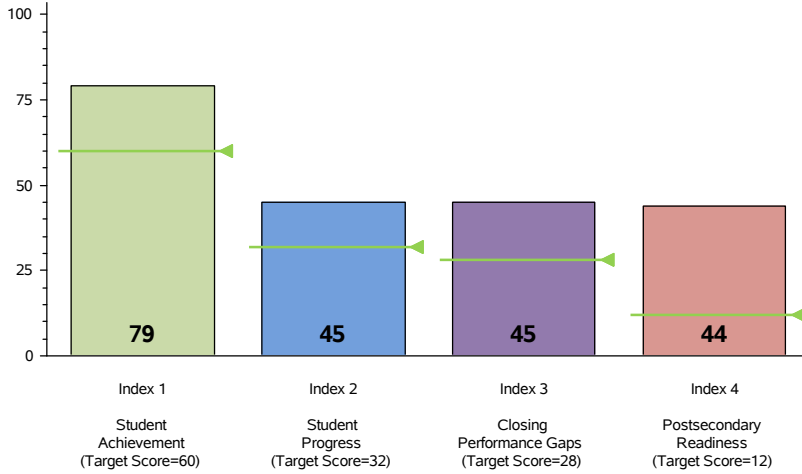
Met Standard

Met Standards on	Did Not Meet Standards on
- Student Achievement - Student Progress - Closing Performance Gaps - Postsecondary Readiness	- NONE
In 2017, to receive a Met Standard or Met Alternative Standard rating, districts and campuses must meet targets on three indexes: Index 1 or Index 2 and Index 3 and Index 4.	

Distinction Designation

Academic Achievement in ELA/Reading
NO DISTINCTION EARNED
Academic Achievement in Mathematics
NO DISTINCTION EARNED
Academic Achievement in Science
NOT ELIGIBLE
Academic Achievement in Social Studies
NOT ELIGIBLE
Top 25 Percent Student Progress
NO DISTINCTION EARNED
Top 25 Percent Closing Performance Gaps
NO DISTINCTION EARNED
Postsecondary Readiness
NO DISTINCTION EARNED

Performance Index Report



Campus Demographics

Campus Type	Elementary
Campus Size	518 Students
Grade Span	EE - 04
Percent Economically Disadvantaged	35.3
Percent English Language Learners	6.4
Mobility Rate	14.8
Percent Served by Special Education	8.9
Percent Enrolled in an Early College High School Program	0.0

Performance Index Summary

Index	Points Earned	Maximum Points	Index Score
1 - Student Achievement	377	480	79
2 - Student Progress	271	600	45
3 - Closing Performance Gaps	540	1,200	45
4 - Postsecondary Readiness			
STAAR Score	44.0		
Graduation Rate Score	N/A		
Graduation Plan Score	N/A		
Postsecondary Component Score	N/A		44

System Safeguards

Number and Percentage of Indicators Met

Performance Rates	12 out of 12 = 100%
Participation Rates	8 out of 8 = 100%
Graduation Rates	N/A
Total	20 out of 20 = 100%

For further information about this report, please see the Performance Reporting website at <https://rptsvr1.tea.texas.gov/perfreport/account/2017/index.html>

TEXAS EDUCATION AGENCY
2017 Accountability Summary
 O A FLEMING EL (020905104) - BRAZOSPORT ISD

Accountability Rating

Met Standard

This campus is paired with BRAZOSPORT ISD (020905000)

Distinction Designation

Academic Achievement in ELA/Reading

NOT ELIGIBLE

Academic Achievement in Mathematics

NOT ELIGIBLE

Academic Achievement in Science

NOT ELIGIBLE

Academic Achievement in Social Studies

NOT ELIGIBLE

Top 25 Percent Student Progress

NOT ELIGIBLE

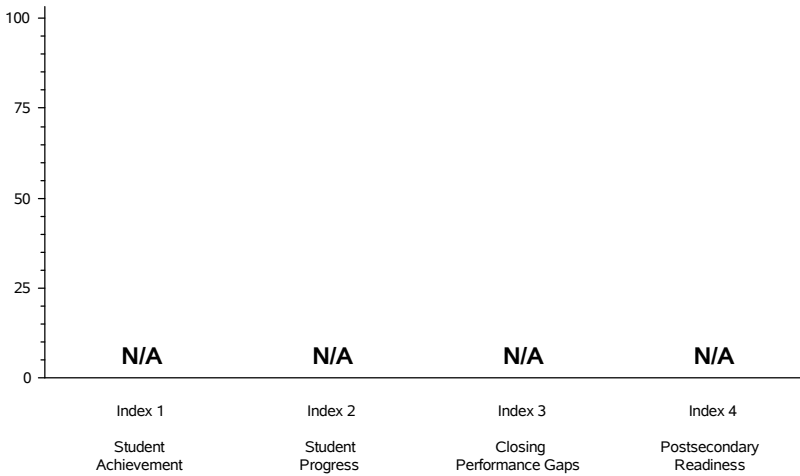
Top 25 Percent Closing Performance Gaps

NOT ELIGIBLE

Postsecondary Readiness

NOT ELIGIBLE

Performance Index Report



Campus Demographics

Campus Type	Elementary
Campus Size	301 Students
Grade Span	EE - 01
Percent Economically Disadvantaged	88.4
Percent English Language Learners	37.5
Mobility Rate	23.9
Percent Served by Special Education	6.0
Percent Enrolled in an Early College High School Program	0.0

Performance Index Summary

Index	Points Earned	Maximum Points	Index Score
1 - Student Achievement	N/A	N/A	N/A
2 - Student Progress	N/A	N/A	N/A
3 - Closing Performance Gaps	N/A	N/A	N/A
4 - Postsecondary Readiness	N/A	N/A	N/A

System Safeguards

Number and Percentage of Indicators Met

Performance Rates	N/A
Participation Rates	N/A
Graduation Rates	N/A
Total	N/A

For further information about this report, please see the Performance Reporting website at <https://rptsvr1.tea.texas.gov/perfreport/account/2017/index.html>

TEXAS EDUCATION AGENCY
2017 Accountability Summary
 JANE LONG EL (020905106) - BRAZOSPORT ISD

Accountability Rating

Met Standard

Met Standards on	Did Not Meet Standards on
<ul style="list-style-type: none"> - Student Achievement - Student Progress - Closing Performance Gaps - Postsecondary Readiness 	<ul style="list-style-type: none"> - NONE

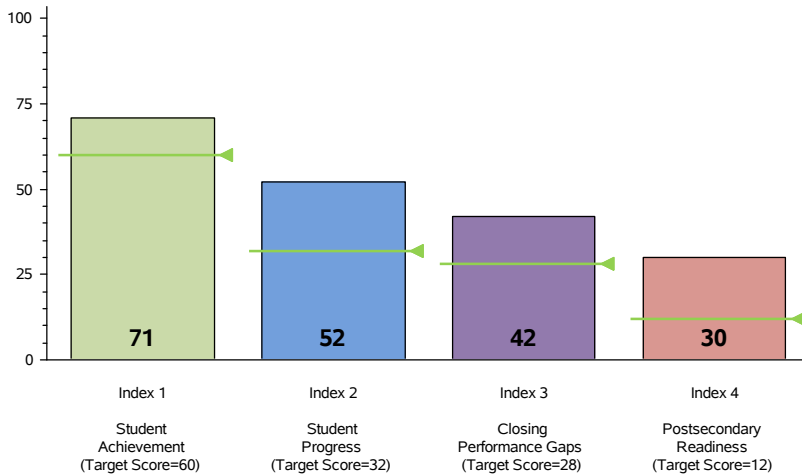
In 2017, to receive a Met Standard or Met Alternative Standard rating, districts and campuses must meet targets on three indexes: Index 1 or Index 2 and Index 3 and Index 4.

Distinction Designation



Academic Achievement in ELA/Reading
NO DISTINCTION EARNED
Academic Achievement in Mathematics
DISTINCTION EARNED
Academic Achievement in Science
NOT ELIGIBLE
Academic Achievement in Social Studies
NOT ELIGIBLE
Top 25 Percent Student Progress
DISTINCTION EARNED
Top 25 Percent Closing Performance Gaps
DISTINCTION EARNED
Postsecondary Readiness
NO DISTINCTION EARNED

Performance Index Report



Campus Demographics

Campus Type	Elementary
Campus Size	354 Students
Grade Span	02 - 04
Percent Economically Disadvantaged	84.7
Percent English Language Learners	31.1
Mobility Rate	20.9
Percent Served by Special Education	6.8
Percent Enrolled in an Early College High School Program	0.0

Performance Index Summary

Index	Points Earned	Maximum Points	Index Score
1 - Student Achievement	347	491	71
2 - Student Progress	413	800	52
3 - Closing Performance Gaps	500	1,200	42
4 - Postsecondary Readiness			
STAAR Score	29.5		
Graduation Rate Score	N/A		
Graduation Plan Score	N/A		
Postsecondary Component Score	N/A		30

System Safeguards

Number and Percentage of Indicators Met

Performance Rates	9 out of 12 = 75%
Participation Rates	8 out of 8 = 100%
Graduation Rates	N/A
Total	17 out of 20 = 85%

For further information about this report, please see the Performance Reporting website at <https://rptsvr1.tea.texas.gov/perfreport/account/2017/index.html>

TEXAS EDUCATION AGENCY
2017 Accountability Summary
 ELISABET NEY EL (020905107) - BRAZOSPORT ISD

Accountability Rating

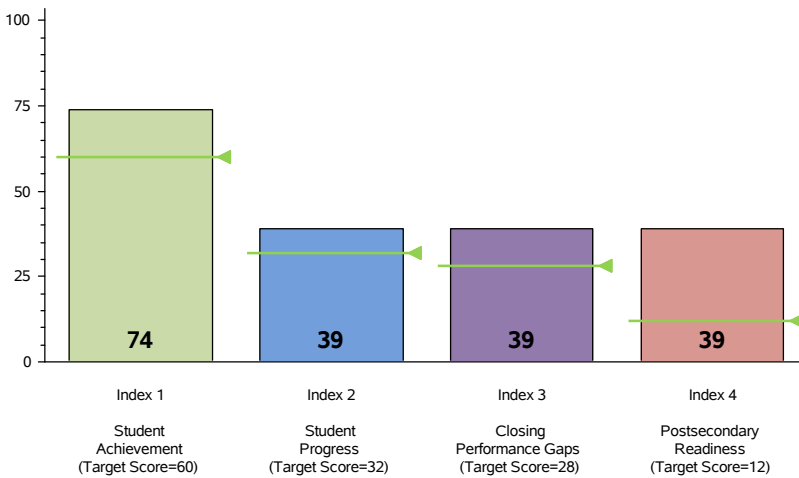
Met Standard

Met Standards on	Did Not Meet Standards on
<ul style="list-style-type: none"> - Student Achievement - Student Progress - Closing Performance Gaps - Postsecondary Readiness 	<ul style="list-style-type: none"> - NONE
In 2017, to receive a Met Standard or Met Alternative Standard rating, districts and campuses must meet targets on three indexes: Index 1 or Index 2 and Index 3 and Index 4.	

Distinction Designation

Academic Achievement in ELA/Reading
NO DISTINCTION EARNED
Academic Achievement in Mathematics
NO DISTINCTION EARNED
Academic Achievement in Science
NOT ELIGIBLE
Academic Achievement in Social Studies
NOT ELIGIBLE
Top 25 Percent Student Progress
NO DISTINCTION EARNED
Top 25 Percent Closing Performance Gaps
NO DISTINCTION EARNED
Postsecondary Readiness
NO DISTINCTION EARNED

Performance Index Report



Campus Demographics

Campus Type	Elementary
Campus Size	483 Students
Grade Span	PK - 04
Percent Economically Disadvantaged	50.1
Percent English Language Learners	4.8
Mobility Rate	8.2
Percent Served by Special Education	7.7
Percent Enrolled in an Early College High School Program	0.0

Performance Index Summary

Index	Points Earned	Maximum Points	Index Score
1 - Student Achievement	301	406	74
2 - Student Progress	231	600	39
3 - Closing Performance Gaps	469	1,200	39
4 - Postsecondary Readiness			
STAAR Score	39.0		
Graduation Rate Score	N/A		
Graduation Plan Score	N/A		
Postsecondary Component Score	N/A		39

System Safeguards

Number and Percentage of Indicators Met	
Performance Rates	9 out of 12 = 75%
Participation Rates	8 out of 8 = 100%
Graduation Rates	N/A
Total	17 out of 20 = 85%

For further information about this report, please see the Performance Reporting website at <https://rptsvr1.tea.texas.gov/perfreport/account/2017/index.html>

TEXAS EDUCATION AGENCY
2017 Accountability Summary
 T W OGG EL (020905108) - BRAZOSPORT ISD

Accountability Rating

Met Standard

Met Standards on

- Student Progress
- Closing Performance Gaps
- Postsecondary Readiness

Did Not Meet Standards on

- Student Achievement

In 2017, to receive a Met Standard or Met Alternative Standard rating, districts and campuses must meet targets on three indexes: Index 1 or Index 2 and Index 3 and Index 4.

Distinction Designation

Academic Achievement in ELA/Reading

NO DISTINCTION EARNED

Academic Achievement in Mathematics

NO DISTINCTION EARNED

Academic Achievement in Science

NOT ELIGIBLE

Academic Achievement in Social Studies

NOT ELIGIBLE

Top 25 Percent Student Progress

NO DISTINCTION EARNED

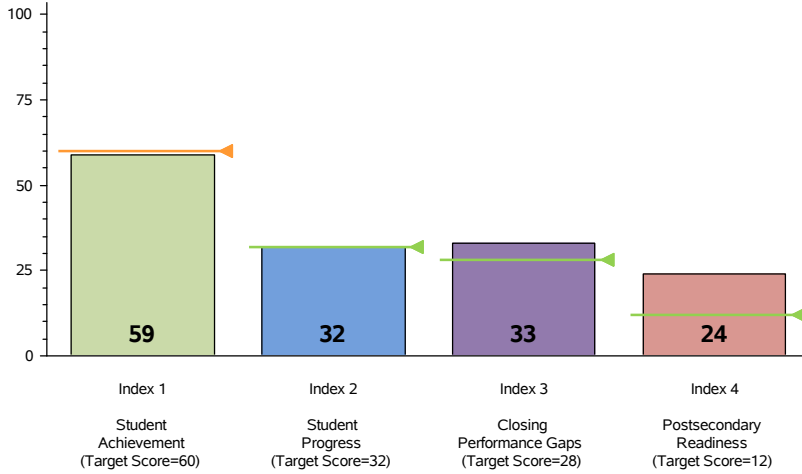
Top 25 Percent Closing Performance Gaps

NO DISTINCTION EARNED

Postsecondary Readiness

NO DISTINCTION EARNED

Performance Index Report



Performance Index Summary

Index	Points Earned	Maximum Points	Index Score
1 - Student Achievement	201	343	59
2 - Student Progress	191	600	32
3 - Closing Performance Gaps	198	600	33
4 - Postsecondary Readiness			
STAAR Score	23.5		
Graduation Rate Score	N/A		
Graduation Plan Score	N/A		
Postsecondary Component Score	N/A		24

Campus Demographics

Campus Type	Elementary
Campus Size	493 Students
Grade Span	PK - 04
Percent Economically Disadvantaged	78.5
Percent English Language Learners	27.0
Mobility Rate	19.8
Percent Served by Special Education	6.9
Percent Enrolled in an Early College High School Program	0.0

System Safeguards

Number and Percentage of Indicators Met

Performance Rates	4 out of 11 = 36%
Participation Rates	10 out of 10 = 100%
Graduation Rates	N/A
Total	14 out of 21 = 67%

For further information about this report, please see the Performance Reporting website at <https://rptsvr1.tea.texas.gov/perfreport/account/2017/index.html>

TEXAS EDUCATION AGENCY
2017 Accountability Summary
 O M ROBERTS EL (020905109) - BRAZOSPORT ISD

Accountability Rating

Met Standard

Met Standards on

- Student Achievement
- Student Progress
- Closing Performance Gaps
- Postsecondary Readiness

Did Not Meet Standards on

- NONE

In 2017, to receive a Met Standard or Met Alternative Standard rating, districts and campuses must meet targets on three indexes: Index 1 or Index 2 and Index 3 and Index 4.

Distinction Designation



Academic Achievement in ELA/Reading

NO DISTINCTION EARNED

Academic Achievement in Mathematics

DISTINCTION EARNED

Academic Achievement in Science

NOT ELIGIBLE

Academic Achievement in Social Studies

NOT ELIGIBLE

Top 25 Percent Student Progress

DISTINCTION EARNED

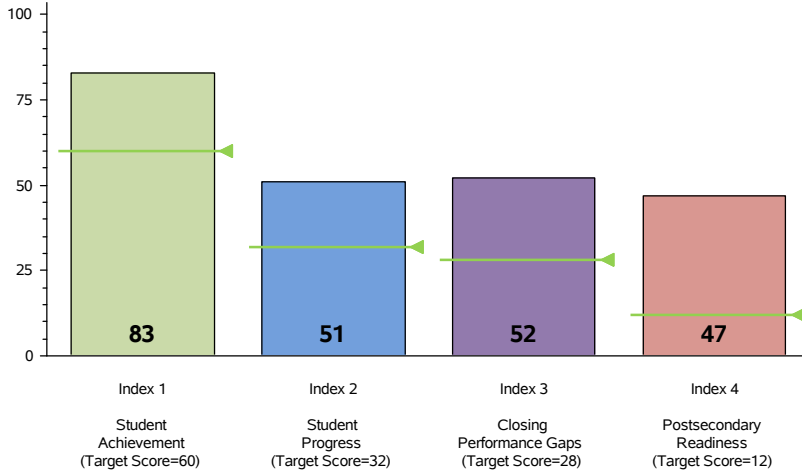
Top 25 Percent Closing Performance Gaps

DISTINCTION EARNED

Postsecondary Readiness

NO DISTINCTION EARNED

Performance Index Report



Performance Index Summary

Index	Points Earned	Maximum Points	Index Score
1 - Student Achievement	375	450	83
2 - Student Progress	305	600	51
3 - Closing Performance Gaps	621	1,200	52
4 - Postsecondary Readiness			
STAAR Score	47.0		
Graduation Rate Score	N/A		
Graduation Plan Score	N/A		
Postsecondary Component Score	N/A		47

Campus Demographics

Campus Type	Elementary
Campus Size	535 Students
Grade Span	EE - 04
Percent Economically Disadvantaged	53.3
Percent English Language Learners	9.3
Mobility Rate	21.2
Percent Served by Special Education	4.7
Percent Enrolled in an Early College High School Program	0.0

System Safeguards

Number and Percentage of Indicators Met

Performance Rates	12 out of 12 = 100%
Participation Rates	8 out of 8 = 100%
Graduation Rates	N/A
Total	20 out of 20 = 100%

For further information about this report, please see the Performance Reporting website at <https://rptsvr1.tea.texas.gov/perfreport/account/2017/index.html>

TEXAS EDUCATION AGENCY
2017 Accountability Summary
VELASCO EL (020905110) - BRAZOSPORT ISD

Accountability Rating

Met Standard

Met Standards on

- Student Achievement
- Student Progress
- Closing Performance Gaps
- Postsecondary Readiness

Did Not Meet Standards on

- NONE

In 2017, to receive a Met Standard or Met Alternative Standard rating, districts and campuses must meet targets on three indexes: Index 1 or Index 2 and Index 3 and Index 4.

Distinction Designation

Academic Achievement in ELA/Reading

NO DISTINCTION EARNED

Academic Achievement in Mathematics

NO DISTINCTION EARNED

Academic Achievement in Science

NOT ELIGIBLE

Academic Achievement in Social Studies

NOT ELIGIBLE

Top 25 Percent Student Progress

NO DISTINCTION EARNED

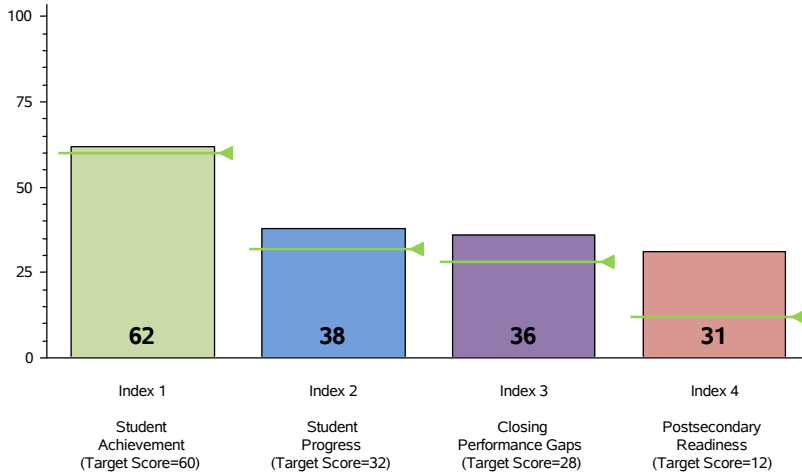
Top 25 Percent Closing Performance Gaps

NO DISTINCTION EARNED

Postsecondary Readiness

NO DISTINCTION EARNED

Performance Index Report



Campus Demographics

Campus Type	Elementary
Campus Size	638 Students
Grade Span	PK - 04
Percent Economically Disadvantaged	81.7
Percent English Language Learners	24.0
Mobility Rate	21.2
Percent Served by Special Education	8.6
Percent Enrolled in an Early College High School Program	0.0

Performance Index Summary

Index	Points Earned	Maximum Points	Index Score
1 - Student Achievement	317	514	62
2 - Student Progress	304	800	38
3 - Closing Performance Gaps	362	1,000	36
4 - Postsecondary Readiness			
STAAR Score	31.3		
Graduation Rate Score	N/A		
Graduation Plan Score	N/A		
Postsecondary Component Score	N/A		31

System Safeguards

Number and Percentage of Indicators Met

Performance Rates	7 out of 15 = 47%
Participation Rates	12 out of 12 = 100%
Graduation Rates	N/A
Total	19 out of 27 = 70%

For further information about this report, please see the Performance Reporting website at <https://rptsvr1.tea.texas.gov/perfreport/account/2017/index.html>

TEXAS EDUCATION AGENCY

2017 Accountability Summary

BESS BRANNEN EL (020905111) - BRAZOSPORT ISD

Accountability Rating

Met Standard

Met Standards on	Did Not Meet Standards on
<ul style="list-style-type: none"> - Student Achievement - Student Progress - Closing Performance Gaps - Postsecondary Readiness 	<ul style="list-style-type: none"> - NONE

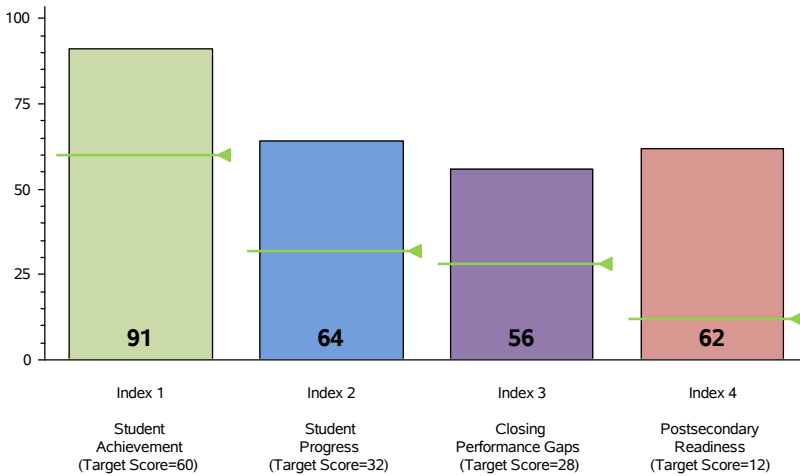
In 2017, to receive a Met Standard or Met Alternative Standard rating, districts and campuses must meet targets on three indexes: Index 1 or Index 2 and Index 3 and Index 4.

Distinction Designation



Academic Achievement in ELA/Reading
DISTINCTION EARNED
Academic Achievement in Mathematics
DISTINCTION EARNED
Academic Achievement in Science
NOT ELIGIBLE
Academic Achievement in Social Studies
NOT ELIGIBLE
Top 25 Percent Student Progress
DISTINCTION EARNED
Top 25 Percent Closing Performance Gaps
DISTINCTION EARNED
Postsecondary Readiness
DISTINCTION EARNED

Performance Index Report



Campus Demographics

Campus Type	Elementary
Campus Size	553 Students
Grade Span	EE - 04
Percent Economically Disadvantaged	32.0
Percent English Language Learners	7.1
Mobility Rate	15.2
Percent Served by Special Education	4.2
Percent Enrolled in an Early College High School Program	0.0

Performance Index Summary

Index	Points Earned	Maximum Points	Index Score
1 - Student Achievement	426	468	91
2 - Student Progress	512	800	64
3 - Closing Performance Gaps	671	1,200	56
4 - Postsecondary Readiness			
STAAR Score	62.3		
Graduation Rate Score	N/A		
Graduation Plan Score	N/A		
Postsecondary Component Score	N/A		62

System Safeguards

Number and Percentage of Indicators Met	
Performance Rates	12 out of 12 = 100%
Participation Rates	8 out of 8 = 100%
Graduation Rates	N/A
Total	20 out of 20 = 100%

For further information about this report, please see the Performance Reporting website at <https://rptsvr1.tea.texas.gov/perfreport/account/2017/index.html>

TEXAS EDUCATION AGENCY
2017 Accountability Summary
 GLADYS POLK EL (020905113) - BRAZOSPORT ISD

Accountability Rating

Met Standard

Met Standards on

- Student Achievement
- Student Progress
- Closing Performance Gaps
- Postsecondary Readiness

Did Not Meet Standards on

- NONE

In 2017, to receive a Met Standard or Met Alternative Standard rating, districts and campuses must meet targets on three indexes: Index 1 or Index 2 and Index 3 and Index 4.

Distinction Designation



Academic Achievement in ELA/Reading

NO DISTINCTION EARNED

Academic Achievement in Mathematics

NO DISTINCTION EARNED

Academic Achievement in Science

NOT ELIGIBLE

Academic Achievement in Social Studies

NOT ELIGIBLE

Top 25 Percent Student Progress

NO DISTINCTION EARNED

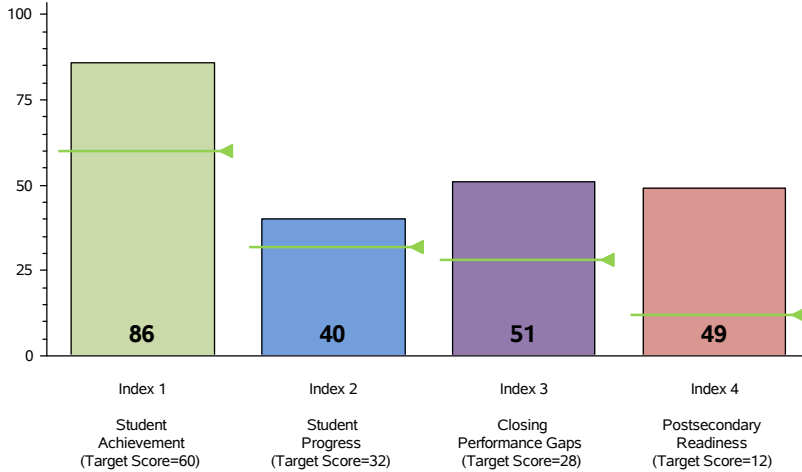
Top 25 Percent Closing Performance Gaps

DISTINCTION EARNED

Postsecondary Readiness

NO DISTINCTION EARNED

Performance Index Report



Campus Demographics

Campus Type	Elementary
Campus Size	440 Students
Grade Span	EE - 04
Percent Economically Disadvantaged	51.8
Percent English Language Learners	18.9
Mobility Rate	17.1
Percent Served by Special Education	10.0
Percent Enrolled in an Early College High School Program	0.0

Performance Index Summary

Index	Points Earned	Maximum Points	Index Score
1 - Student Achievement	324	376	86
2 - Student Progress	238	600	40
3 - Closing Performance Gaps	607	1,200	51
4 - Postsecondary Readiness			
STAAR Score	49.0		
Graduation Rate Score	N/A		
Graduation Plan Score	N/A		
Postsecondary Component Score	N/A		49

System Safeguards

Number and Percentage of Indicators Met

Performance Rates	12 out of 12 = 100%
Participation Rates	8 out of 8 = 100%
Graduation Rates	N/A
Total	20 out of 20 = 100%

For further information about this report, please see the Performance Reporting website at <https://rptsvr1.tea.texas.gov/perfreport/account/2017/index.html>

TEXAS EDUCATION AGENCY
2017 Accountability Summary
 GRIFFITH EL (020905114) - BRAZOSPORT ISD

Accountability Rating

Met Standard

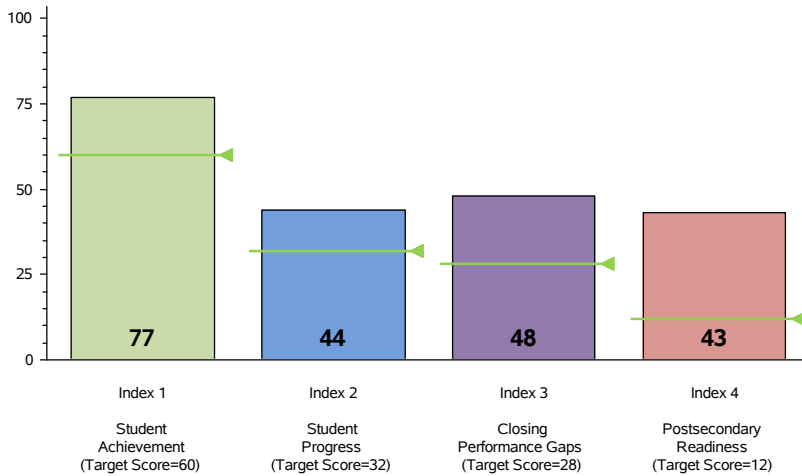
Met Standards on	Did Not Meet Standards on
- Student Achievement - Student Progress - Closing Performance Gaps - Postsecondary Readiness	- NONE
In 2017, to receive a Met Standard or Met Alternative Standard rating, districts and campuses must meet targets on three indexes: Index 1 or Index 2 and Index 3 and Index 4.	

Distinction Designation



Academic Achievement in ELA/Reading
NO DISTINCTION EARNED
Academic Achievement in Mathematics
NO DISTINCTION EARNED
Academic Achievement in Science
NOT ELIGIBLE
Academic Achievement in Social Studies
NOT ELIGIBLE
Top 25 Percent Student Progress
NO DISTINCTION EARNED
Top 25 Percent Closing Performance Gaps
DISTINCTION EARNED
Postsecondary Readiness
NO DISTINCTION EARNED

Performance Index Report



Campus Demographics

Campus Type	Elementary
Campus Size	554 Students
Grade Span	EE - 04
Percent Economically Disadvantaged	69.0
Percent English Language Learners	41.2
Mobility Rate	17.4
Percent Served by Special Education	6.1
Percent Enrolled in an Early College High School Program	0.0

Performance Index Summary

Index	Points Earned	Maximum Points	Index Score
1 - Student Achievement	344	449	77
2 - Student Progress	354	800	44
3 - Closing Performance Gaps	581	1,200	48
4 - Postsecondary Readiness			
STAAR Score	42.7		
Graduation Rate Score	N/A		
Graduation Plan Score	N/A		
Postsecondary Component Score	N/A		43

System Safeguards

Number and Percentage of Indicators Met

Performance Rates	14 out of 14 = 100%
Participation Rates	10 out of 10 = 100%
Graduation Rates	N/A
Total	24 out of 24 = 100%

For further information about this report, please see the Performance Reporting website at <https://rptsvr1.tea.texas.gov/perfreport/account/2017/index.html>

TEXAS EDUCATION AGENCY

2017 Accountability Summary

RASCO MIDDLE (020905115) - BRAZOSPORT ISD

Accountability Rating

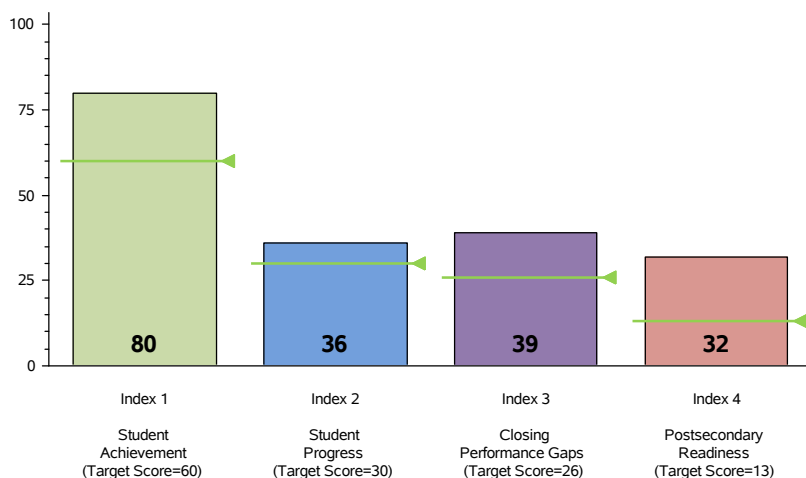
Met Standard

Met Standards on	Did Not Meet Standards on
<ul style="list-style-type: none"> - Student Achievement - Student Progress - Closing Performance Gaps - Postsecondary Readiness 	<ul style="list-style-type: none"> - NONE
In 2017, to receive a Met Standard or Met Alternative Standard rating, districts and campuses must meet targets on three indexes: Index 1 or Index 2 and Index 3 and Index 4.	

Distinction Designation

Academic Achievement in ELA/Reading	NO DISTINCTION EARNED
Academic Achievement in Mathematics	NO DISTINCTION EARNED
Academic Achievement in Science	NO DISTINCTION EARNED
Academic Achievement in Social Studies	NOT ELIGIBLE
Top 25 Percent Student Progress	NO DISTINCTION EARNED
Top 25 Percent Closing Performance Gaps	NO DISTINCTION EARNED
Postsecondary Readiness	NO DISTINCTION EARNED

Performance Index Report



Campus Demographics

Campus Type	Middle School
Campus Size	868 Students
Grade Span	05 - 06
Percent Economically Disadvantaged	40.6
Percent English Language Learners	2.5
Mobility Rate	10.5
Percent Served by Special Education	7.8
Percent Enrolled in an Early College High School Program	0.0

Performance Index Summary

Index	Points Earned	Maximum Points	Index Score
1 - Student Achievement	1,641	2,052	80
2 - Student Progress	579	1,600	36
3 - Closing Performance Gaps	701	1,800	39
4 - Postsecondary Readiness			
STAAR Score	31.8		
Graduation Rate Score	N/A		
Graduation Plan Score	N/A		
Postsecondary Component Score	N/A		32

System Safeguards

Number and Percentage of Indicators Met	
Performance Rates	16 out of 20 = 80%
Participation Rates	14 out of 14 = 100%
Graduation Rates	N/A
Total	30 out of 34 = 88%

For further information about this report, please see the Performance Reporting website at <https://rptsvr1.tea.texas.gov/perfreport/account/2017/index.html>

TEXAS EDUCATION AGENCY
2017 Accountability Summary
 O'HARA LANIER MIDDLE (020905116) - BRAZOSPORT ISD

Accountability Rating

Met Standard

Met Standards on

- Student Progress
- Closing Performance Gaps
- Postsecondary Readiness

Did Not Meet Standards on

- Student Achievement

In 2017, to receive a Met Standard or Met Alternative Standard rating, districts and campuses must meet targets on three indexes: Index 1 or Index 2 and Index 3 and Index 4.

Distinction Designation



Academic Achievement in ELA/Reading

NO DISTINCTION EARNED

Academic Achievement in Mathematics

NO DISTINCTION EARNED

Academic Achievement in Science

NO DISTINCTION EARNED

Academic Achievement in Social Studies

NOT ELIGIBLE

Top 25 Percent Student Progress

DISTINCTION EARNED

Top 25 Percent Closing Performance Gaps

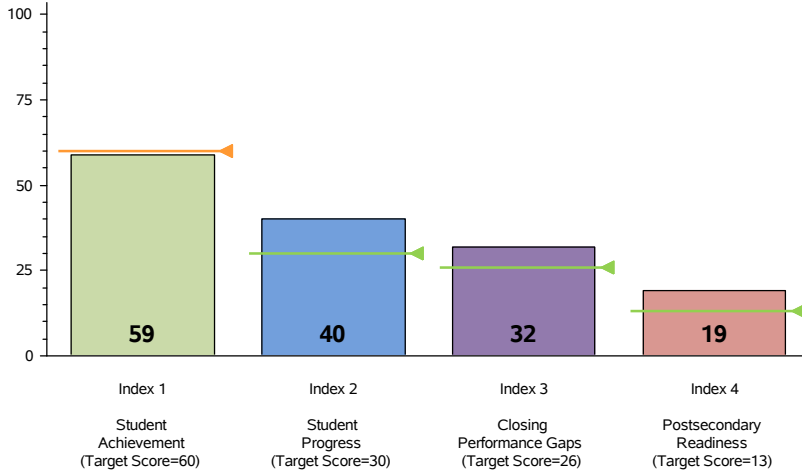
NO DISTINCTION EARNED

Postsecondary Readiness

NO DISTINCTION EARNED

Campus Demographics

Performance Index Report



Performance Index Summary

Index	Points Earned	Maximum Points	Index Score
1 - Student Achievement	662	1,113	59
2 - Student Progress	484	1,200	40
3 - Closing Performance Gaps	505	1,600	32
4 - Postsecondary Readiness			
STAAR Score	19.0		
Graduation Rate Score	N/A		
Graduation Plan Score	N/A		
Postsecondary Component Score	N/A		19

Campus Type	Middle School
Campus Size	468 Students
Grade Span	05 - 06
Percent Economically Disadvantaged	82.1
Percent English Language Learners	23.3
Mobility Rate	18.6
Percent Served by Special Education	8.8
Percent Enrolled in an Early College High School Program	0.0

System Safeguards

Number and Percentage of Indicators Met

Performance Rates	5 out of 19 = 26%
Participation Rates	14 out of 14 = 100%
Graduation Rates	N/A
Total	19 out of 33 = 58%

For further information about this report, please see the Performance Reporting website at <https://rptsvr1.tea.texas.gov/perfreport/account/2017/index.html>